

ASRS Capacity & Floor Space Savings

White Paper




Introduction


Rare is the manufacturing, warehousing or distribution facility that does not suffer from some amount of space limitations. Sometimes inventory, parts or work-in-process have exceeded current capacity. Or perhaps the footprint of the facility prevents the addition of more storage equipment without an expensive addition of more square footage through construction. Either way, space is nearly always at a premium.

For facilities that rely on traditional shelving¹—made of upright posts, formed steel sheet panels as horizontal shelves, and end and back braces or sheet steel back and side panels for support—for storage for non-palletized loads, automated storage and retrieval equipment is available as an alternative. These self-contained systems offer higher density storage in a more compact footprint than manual equipment can provide. Three primary types include:

Horizontal Carousels – Consist of bins mounted on an oval track that rotate horizontally to deliver storage locations to an operator. These automated storage and retrieval systems eliminate unproductive travel and search time by delivering the product to an operator.²



Vertical Carousels – Comprised of a series of shelves that rotate around a track—similar to a Ferris wheel—these automated storage and retrieval systems deliver stored items safely and quickly to an ergonomically positioned work counter at the operator's command, eliminating walk and item search time.³

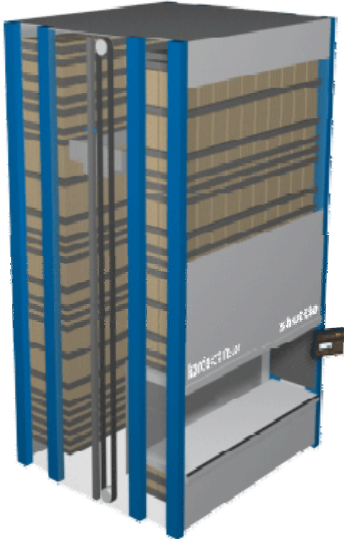


¹ Material Handling Industry, "Glossary>Shelving," accessed October 28, 2012, <http://mhia.org/learning/glossary/s#shelving>.

² Material Handling Industry, Order Fulfillment Solutions Industry Group, "Horizontal Carousels," accessed October 28, 2012, http://mhia.org/industrygroups/ofs/solutions_horizontal_carousels.aspx.

³ Material Handling Industry, Order Fulfillment Solutions Industry Group, "Vertical Carousels," accessed October 28, 2012, http://mhia.org/industrygroups/ofs/solutions_vertical_carousels.aspx.

Vertical Lift Modules (VLMs) – An enclosed automated storage and retrieval system that consists of two columns of trays with an inserter/extractor in the center. The inserter/extractor automatically locates and retrieves stored trays from both columns and presents them to the operator at a waist-high pick window, eliminating travel and SKU search time.⁴



Each type of automated storage methodology offers different benefits in comparison to traditional, static shelving, including the amount of space/footprint required and ease of expansion, as shown in Table 1.

*TABLE 1: Storage System Comparison Ranked by Their Benefits
Rankings: 5=Best, 4= Great, 3=Better, 2= Good, 1=Fair*

Benefits	Shelving	Horizontal Carousel	Vertical Carousel	VLM
Space/Footprint	1	4	5	5
Expandability	5	4	3	4

Implementing one of the three types of high-density automated storage and retrieval equipment immediately reduces the amount of square footage required by shelving to store items. This is because the volumetric efficiency of each automated technology is so much greater, as shown in Table 2.

TABLE 2: Storage System Comparison of Net Cube

Technology	Capacity (Wasted Space Within Unit)	Space (Wasted Vertical Height Based on 20' Ceiling)
Shelving	50 - 70%	70%
Horizontal Carousel	25%	30%
Vertical Carousel	20%	10%
VLM	10%	10%

These space efficiencies can be further leveraged either through the storage of more products in the same amount of facility footprint, or via an expansion in the number of stock keeping units (SKUs) stored.

This white paper outlines the calculations that can demonstrate how an investment in horizontal carousels, vertical carousels or VLMs as a replacement for static shelving will yield significant gains for a facility, both in terms of increased storage capacity and floor space.

⁴ Material Handling Industry, Order Fulfillment Solutions Industry Group, “Vertical Lift Modules,” accessed October 28, 2012, http://mhia.org/industrygroups/ofs/solutions_vertical_lift_modules.aspx.

Storage Capacity Comparison

One way to compare automated storage and retrieval technologies to shelving is based on the available capacity within each system. A capacity comparison reveals how many sections of shelving fit into an automated storage machine, quantifying storage density within the unit. To do these calculations, assumptions have to be made as to space utilization within the unit. Assumptions also have to be made about the size of the automated system. For the purposes of this white paper, common installation sizes were used to compare capacities.

Before comparing shelving to the various automated technologies we first must determine the capacity of a standard section of shelving.

Standard Industrial Shelving Capacity

Assuming 7 shelves per shelving section

Unit Specifications: 3 ft wide x 1.5 ft deep x 6.35 ft tall = 28.58 ft³ of storage space per shelving unit

Assuming 30% utilization of shelving = 8.58 ft³ of storage space per shelving unit

Now that we have determined that each section of shelving provides 8.58 ft³ of storage space, we can compare this to the available capacity of each automated system.



One Section of Shelving

Horizontal Carousel Capacity

Carrier Specifications = 2.05 ft wide x 2 ft deep x 7 ft tall = 28.7 ft³ (cubic storage space per carrier)

Number of carriers per horizontal carousel: 22


28.7 ft³ x 22 carriers = 631 ft³ (cubic storage space per unit)

631 ft³ x 2 horizontal carousels = 1,262 ft³

Assuming 62% utilization of horizontal carousel = 782 ft³

Two 22 bin horizontal carousels provide 782 ft³ of storage capacity

To Calculate Capacity Savings in Cubic Feet: 782 ft³ / 8.6 ft³ = 90.9



One Horizontal Carousel Carrier

Calculation Result: 90 Sections of Shelving Fit into Two, 22 Carrier Horizontal Carousels

Vertical Carousel Capacity

Carrier Specifications = 10 ft wide x 2 ft deep x 1.16 ft tall = 23.2 ft³ (cubic storage space per carrier)

Number of carriers per vertical carousel: 18

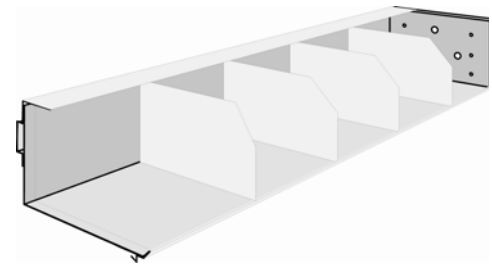
23.2 ft³ x 18 carriers = 418 ft³ (cubic storage space per unit)

Assuming 75% utilization of vertical carousel = 326 ft³

One 16 ft tall vertical carousel provides 326 ft³ of storage capacity

To Calculate Capacity Savings in Cubic Feet: 326 ft³/8.6 ft³ = 37.9

Calculation Result: 37 Sections of Shelving Fit into One 16 ft Tall Vertical Carousel



One Vertical Carousel Carrier

Shuttle VLM Capacity

Unit Height = 22.69 ft

5.9 in tray spacing allows 71 trays for storage (front and back storage with room for access opening)

Average product height per tray = 5.12 in (0.426 ft)

Tray Dimensions = 8.04 ft wide x 2.83 ft deep x 0.426 ft tall = 9.7 ft³ (cubic storage space per tray)


9.7 ft³ x 71 trays = 689 ft³ (storage space per unit)

Assuming 75% utilization of VLM = 516 ft³

One 23 ft tall Shuttle VLM provides 516 ft³ of storage capacity

To Calculate Capacity Savings in Cubic Feet: 516 ft³/8.6 ft³ = 60.0

Calculation Result: 60 Sections of Shelving Fit into One 23 ft Tall Shuttle VLM



One Shuttle VLM Tray

To further maximize cubic density, Shuttle VLMs permit dynamic allocation of trays for variable increment storage heights inside the machine—rather than limiting each tray to a fixed height storage space. Equipped with an automated hardware and control system, the Shuttle VLM incorporates a sensor that measures the height profile of each storage tray's contents as it passes onto the lift platform. The control system then determines the best storage location in the unit based on the least amount of space used for the fastest retrieval position. This function permits storage trays to be placed within 1 inch of each other, providing up to an additional 50 percent of storage capacity per unit. This technology has been factored into the capacity calculations above.

Floor Space Savings Comparison

Another way to compare these technologies is based on floor space, measured in square feet. As a general rule of thumb, when compared to standard shelving, horizontal carousels save up to 60 percent of floor space, vertical carousels save up to 75 percent of floor space and VLMs save up to 85 percent of floor space.

As with capacity, when comparing floor space savings, certain assumptions need to be made, such as aisle space and access space. For purposes of these white paper calculations, 3.5 feet of aisle space and 4 feet of access (or turnaround) space have been assumed.

Horizontal Carousel Floor Space Savings

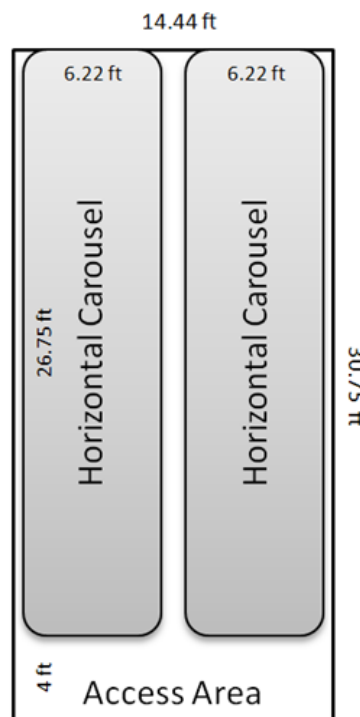
To determine the equivalent capacity of standard shelving to a horizontal carousel, first determine how many shelves of inventory can fit into a typical horizontal carousel (approximately 16 feet tall). Assumptions are included within the calculations, which also take into account the width of standard access aisles required for access to the storage medium.

Horizontal Carousel:

Unit Width: 6.22 ft x 2 carousels = 12.44 ft, plus 1 ft space between carousels and 0.5 ft on each side = 14.44 ft

Length (22 carrier unit): 26.75 ft, plus 4 ft access = 30.75 ft

Horizontal Carousel Floor Space Occupied: 14.44 ft wide x 30.75 ft long = 444 ft²



110 Shelving Sections:

Width: 3 ft with 4 ft turnaround

Depth: 1.5 ft with 3.5 ft aisle access

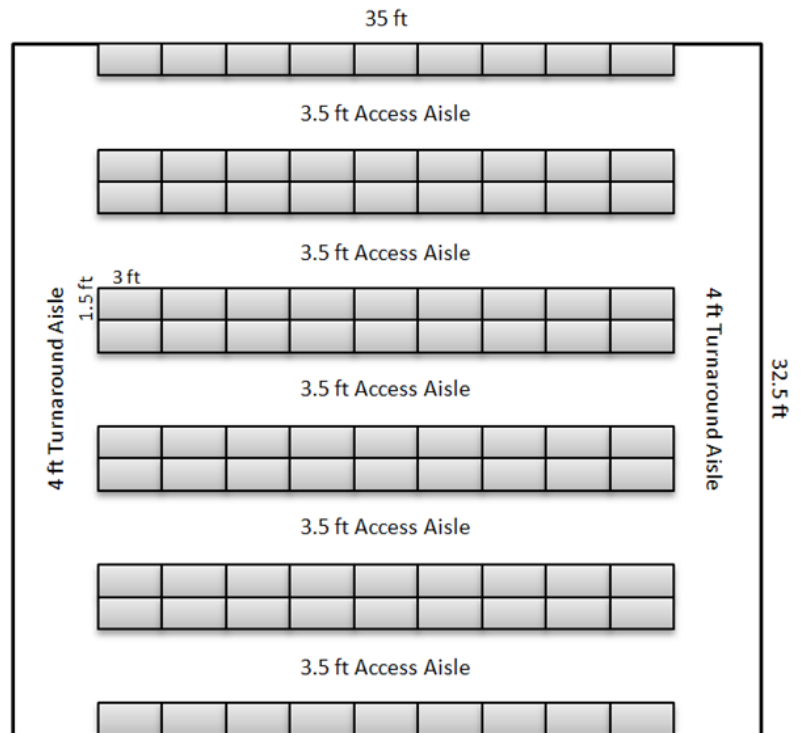
Width: (3 ft wide x 9 bays) + (2 x 4 ft aisle) = 35 ft wide

Depth: (1.5 ft deep x 10 sections) + (5 x 3.5 ft aisle) = 32.5 ft deep

Shelving Floor Space Occupied: 35 ft x 32.5 ft = 1,137 ft²

To Calculate Floor Space Savings in Square Feet: $1,137 \text{ ft}^2 - 444 \text{ ft}^2 = 693 \text{ ft}^2 / 1,137 \text{ ft}^2 = 0.60$

Calculation Result: Horizontal Carousels Save 60% Floor Space!



Combining Floor Space Savings with Capacity Savings

Further, applying the capacity numbers from above can determine how much additional cube is provided. It was determined that each section of shelving provides 8.6 ft³ of capacity, while each horizontal carrier provides 28.7 ft³ of capacity.

8.6 ft³ per shelving section x 110 shelving sections = 946 ft³ of storage capacity

28.7 ft³ per horizontal carousel carrier x 44 carriers = 1,262.8 ft³ of storage capacity

To Calculate Additional Capacity in Cubic Feet: $1,263 \text{ ft}^3 - 946 \text{ ft}^3 = 317 / 1263 = 0.25$

Calculation Result: Not only can horizontal carousels save 60% floor space, they provide 25% additional capacity.

Vertical Carousel Floor Space Savings

To determine the equivalent capacity of standard shelving to a vertical carousel, first determine how many shelves of inventory can fit into a typical vertical carousel. Assumptions are included within the calculations, which also take into account the width of standard access aisles required for access to the storage medium.

Vertical Carousel:

Unit Specifications: 12 ft wide x (5.5 ft deep + 5 ft access area) = 10.5 ft = 126 ft²

36 Shelving Sections:

Width: 3 ft with 4 ft turnaround

Depth: 1.5 ft with 3.5 ft aisle access

(3 ft wide x 6 bays) + (2 x 4 ft aisle) = 26 ft wide

(1.5 ft deep x 6 sections) + (3 x 3.5 ft aisle) = 19.5 ft wide

Shelving Floor Space Required: 26 ft x 19.5 ft = 507 ft²

To Calculate Floor Space Savings in Square Feet: $507 \text{ ft}^2 - 126 \text{ ft}^2 = 381 \text{ ft}^2$
 $381 \text{ ft}^2 / 507 \text{ ft}^2 = 0.75$

Calculation Result: Vertical Carousels Save 75% Floor Space!

Combining Floor Space Savings with Capacity Savings

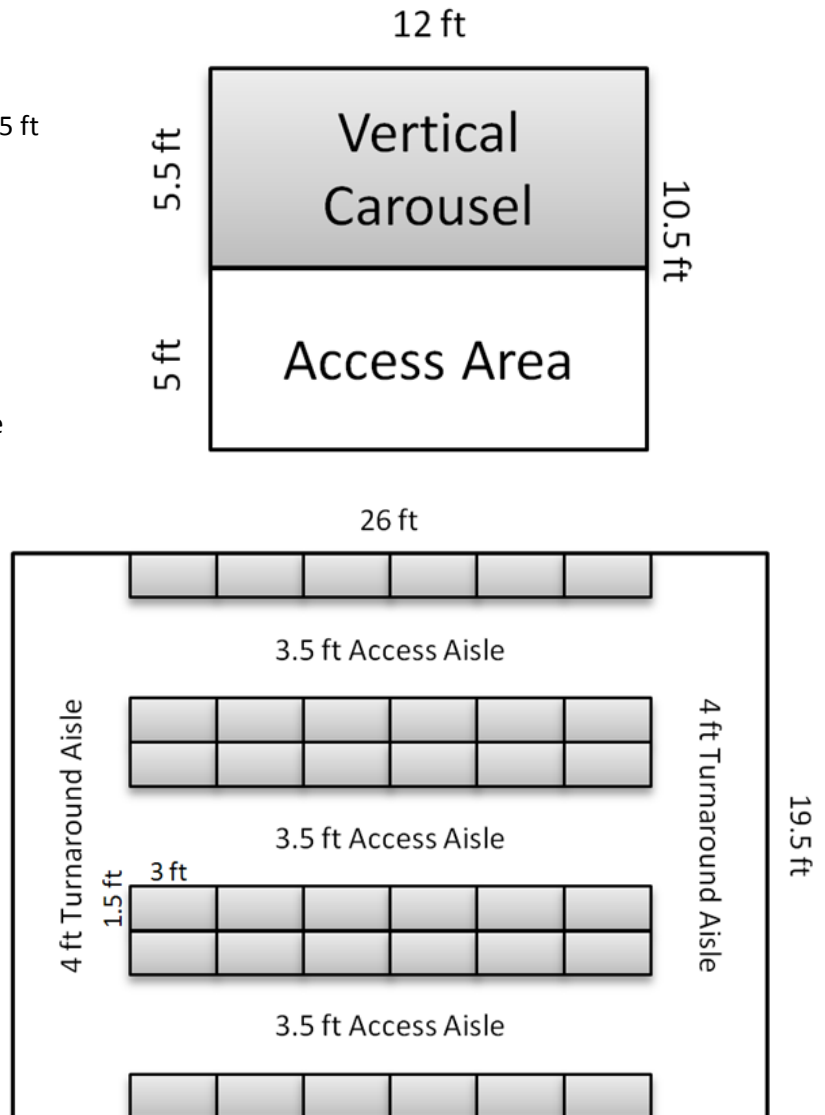
Further, applying the capacity numbers from above can determine how much additional cube is provided. It was determined that each section of shelving provided 8.6 ft³ of capacity, while each vertical carousel carrier provided 23.2 ft³ of capacity.

8.6 ft³ per shelving section x 36 shelving sections = 309 ft³ of storage capacity

23.2 ft³ per vertical carousel carrier x 18 carriers = 417 ft³ of storage capacity

To Calculate Additional Capacity in Cubic Feet: $417 \text{ ft}^3 - 309 \text{ ft}^3 = 108 / 417 = 0.25$

Calculation Result: Not only can vertical carousels save 75% floor space, they provide 25% additional capacity.

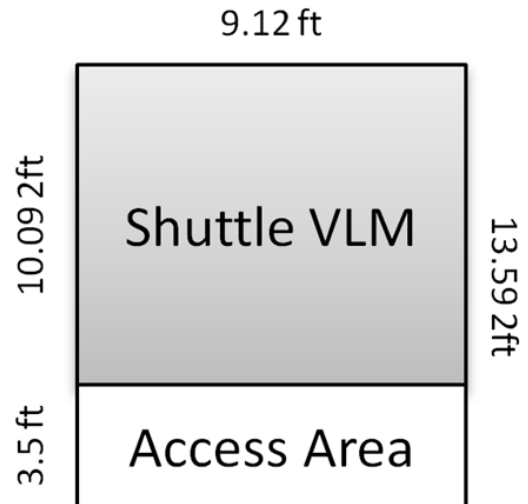


VLM Floor Space Savings

To determine the equivalent capacity of standard shelving to a VLM, first determine how many shelves of inventory can fit into a typical VLM (approximately 23 feet tall). Assumptions are included within the calculations, which also take into account the width of standard access aisles required for access to the storage medium.

Shuttle VLM:

Unit Specifications: 9.12 ft wide x (10.09 ft deep + 3.5 ft access area = 13.59 ft deep) = 124 ft²



60 Shelving Sections:

Width: 3 ft with 4 ft turnaround

Depth: 1.5 ft with 3.5 ft aisle access

(3 ft x 6 sections) + (2 x 4 ft access aisle) = 26 ft deep

(1.5 ft x 10 sections) + (5 x 3.5 ft aisle) = 32.5 ft wide

Shelving Floor Space Required: 32.5 ft x 26 ft = 845 ft²

To Calculate Floor Space Savings in Square Feet: 845 ft² - 124 ft² = 721 ft² / 845 ft² = 0.85

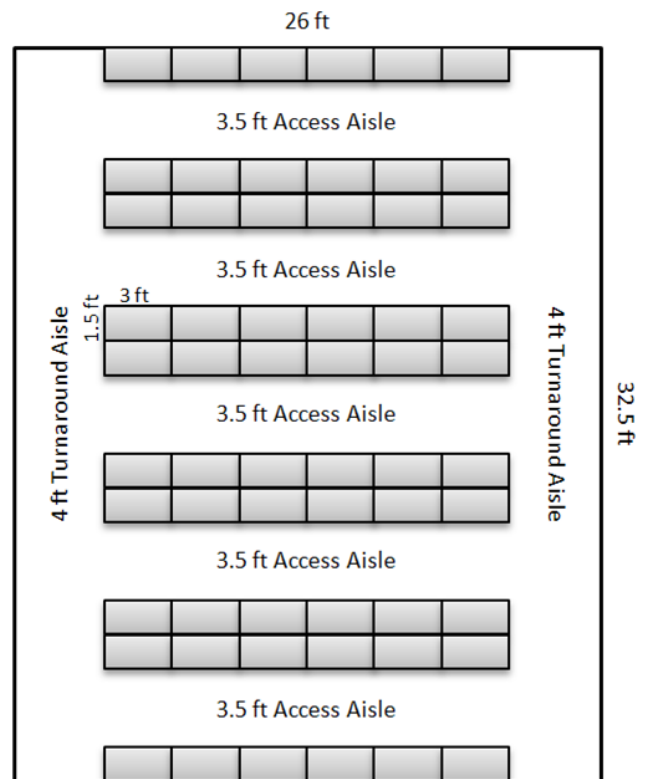
Calculation Result: Shuttle VLMs Save 85% Floor Space!

Combining Floor Space Savings with Capacity Savings

Further, applying the capacity numbers from above can determine how much additional cube is provided. It was determined that each section of shelving provided 8.58 ft³ of capacity, while each Shuttle VLM tray provided 9.7 ft³ of capacity.

8.6 ft³ per shelving section x 60 shelving sections = 516 ft³ of storage capacity

9.7 ft³ per VLM tray x 71 carriers = 689 ft³ of storage capacity



To Calculate Additional Capacity in Cubic Feet: 689 ft³ - 516 ft³ = 173 / 689 = 0.25

Not only can Shuttle VLMs save 85% floor space, they provide 25% additional capacity.

To learn more about calculating the increased cubic capacity and floor space savings you can expect to gain from an investment in horizontal carousel, vertical carousel or VLM technologies as a replacement for static industrial shelving, contact your Kardex Remstar representative today.

SIDEBAR 1

[Space Savings in Action: OEM parts supplier saves 71 percent floor space with horizontal carousels; 83 percent floor space with VLMs](#)

With a commitment to keeping replacement parts available for 20-plus years to support their full line of tractor and utility vehicles, Kubota Canada Ltd.'s Markham, Ontario distribution was challenged to store more than 78,000 SKUs in a 60,000 square foot facility. In order to maximize storage density in the minimum square footage, the company implemented automated storage and retrieval technologies in phases.

In the first phase, Kubota purchased six Kardex Remstar horizontal carousels to replace a three-story mezzanine that occupied 3,000 square feet per floor (9,000 square feet of inventory storage total). Including a workstation, picking area and six, 24-foot-long horizontal carousels the system occupies 2,600 square feet—71 percent less floor space than the mezzanine. Additionally, all the parts are now stored on a single floor, enabling a single operator to pick parts ergonomically and more than 90 percent faster without walking up and down stairs.



Instead of a considered building expansion, the company installed Kardex Remstar Shuttle VLMs as part of the second phase of the picking system implementation. The first two VLMs replaced 2,400 square feet of 18-foot-high bay shelving. Shortly thereafter, two more Shuttle VLMs were installed to replace 1,200 square feet of 24-foot-high bay shelving. In this zone, the workstation, picking area and four VLMs now occupy 620 square feet, allowing Kubota to free up just under 3,000 square feet of floor space for an increase in parts capacity—and 83 percent floor space savings. In addition to increased part capacity and improved ergonomics, picking productivity in the VLM zone has doubled simply by eliminating travel time to part locations.



The investment in automated storage and retrieval systems has enabled the facility to accommodate 70 percent growth over the past 12 years with minimal increases to its labor force. Further, the current automated storage and retrieval system has enough remaining capacity to allow the facility to sustain that rate of growth for an additional five to eight years.

SIDEBAR 2

Space Savings in Action: Auto parts department uses VLM to save 84 percent floor space

At Zimbrick European in Madison, Wisconsin, the company services Mercedes-Benz, Porsche and Audi car lines. Its parts department provides needed items to service technicians, local body shops and retail customers.

When the company relocated to a new facility, its parts department was downsized from a single, first-floor-level 2,300 square feet to a 384-square-foot counter area on the first floor with a second floor mezzanine storage space—84 percent less space than the previous parts department. Storing the majority of the parts on the second floor allows for larger showroom and service areas on the first floor.





The facility needed a means to move parts between the first and second floors that didn't require parts department personnel to run up and down the stairs. Productivity, labor costs and the risk of worker injury in transporting parts via the staircase were of particular concern.

To keep parts accessible in the new building, Zimbrick European installed a dual access Kardex Remstar Shuttle VLM to store the fast moving smaller parts (slow moving, larger parts are stored on the second floor mezzanine in bin shelving). The VLM is equipped with selectable access pick windows that link the first and second floor work areas together and facilitate part sharing in storage and retrieval operations. On the first floor, the access opening is located in the parts department directly behind the retail customer counter. For convenient receiving and storage, the VLM's access opening on the second floor is located near a freight elevator used for stocking.



If a requested part is located in bin storage, a clerk on the second floor mezzanine delivers it to the first floor parts department using an open tray in the Shuttle VLM, eliminating the need for additional personnel to move parts between floors manually.

With part inventory increasing nearly 15 percent per year on average, new parts are always being added into inventory. However, the VLM is currently only at 66 percent capacity, leaving plenty of room for growth.

About Kardex Remstar

Kardex Remstar, LLC, a company of the Kardex Group, is a leading provider of automated storage and retrieval systems for manufacturing, distribution, warehousing, offices and institutions. For information about the company's dynamic storage solutions, call 800-639-5805 or visit www.KardexRemstar.com.